



FCC Gliding 2020

Flight Challenge Cup - Gliding 2020

2nd August – 13th August 2012

PRIEVIDZA, Slovakia





Main competition officials

Contest director

Mr. Jozef Horňák

Deputy

Mr. Tomáš Bobok

Task setter

Mr. Tomáš Bobok

Scorers

Mr. Ján Hrnčirik





Competition classes

Flight Challenge Cup – Gliding 2020

- ***Club Class***
- ***Combi Class***

All classes will be evaluated by CZ Index List





New radio stations & flarms

- Radio stations with channel spacing. 8,33 are mandatory*
- Flarms are mandatory*





Sending IGC files and outlandings

Preferred: igcfcc2019@gmail.com

WiFi free zones (no passwords required): *aerorest*

WiFi free zones (password required)

airport1 **password: *airfield***

airport2 **password: *airfield***

Please upload your flight also to www.onlinecontest.org

Outlandings: *Please send sms with your GPS position in case of outlandig to:*

+421 908 706 340





+421 907 126 267

Format:

Name Country CN



Safety briefing Radio FREQs

For the championship the following frequencies will be used:

Call sign **PRIEVIDZA GROUND** (FREQ 122,600 MHz)- for take off and for all airport operations during take offs.

Call sign **PRIEVIDZA TRAFFIC** (FREQ 123,055 MHz) - for all airport operations, for competition purposes – start line, finish line;





Safety briefing

FRQs allocated for fly safety

All competitors should have frequency **122,600 MHz selected:**

- *From the beginning of take-off.*
- *During the launch until they have left the launching zone.*
- *In case of re-landing during take off*

All competitors should have frequency **123,055 MHz selected:**

- *After leaving the launching zone.*
- *On the final glide from at least 10km away from the finish line.*
- *During landing – from the moment they join the circuit until they have left the runway.*





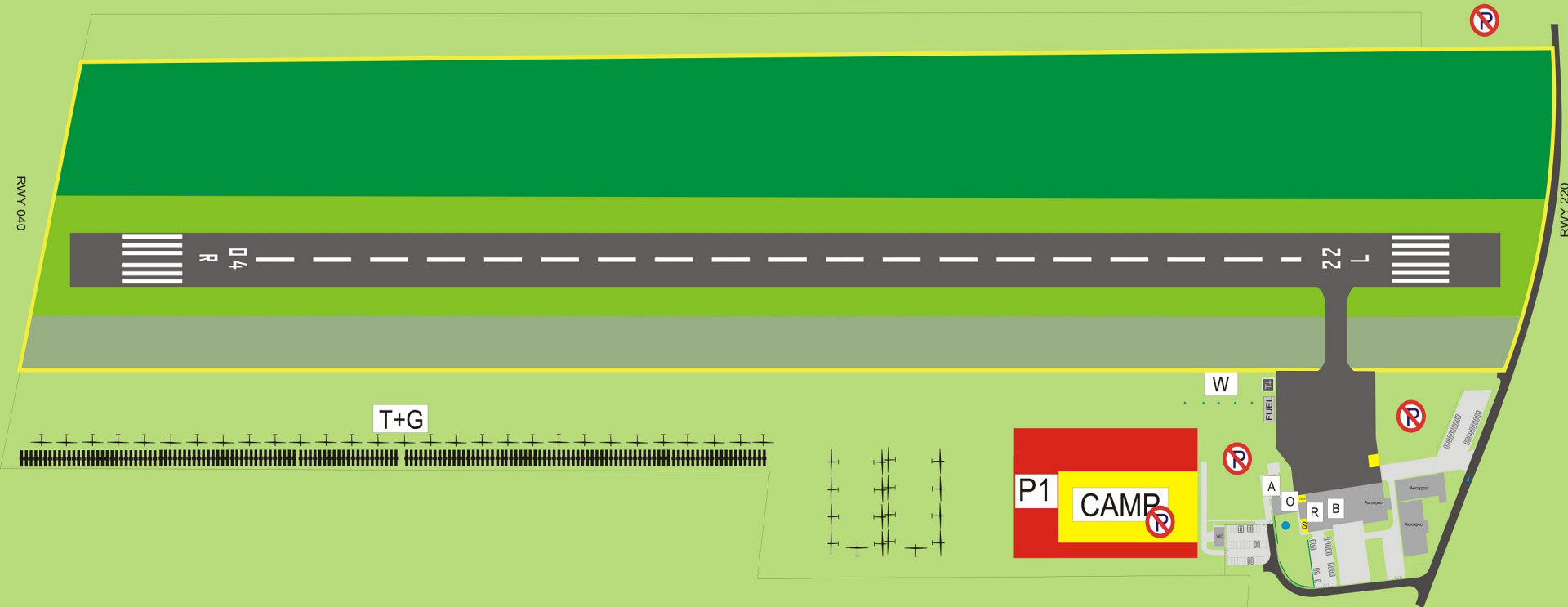
Safety briefing **FREQs allocated for flight** **safety**

Frequency 123,055 MHz (Call sign **PRIEVIDZA TRAFFIC) and common emergency frequency 121,500 MHz will be used for flight safety purposes.**

The **PRIEVIDZA GROUD frequency (FREQ 122,600 MHz) will be activated 30 minutes before the planned start and will be deactivated by opening the start line for the last starting competition class.**



Airport map



Legend:

- A - Aerorest
- O - Air traffic office
- B - Briefing room
- R - Registration room
- P1 - Parking place for cars
- T&G - Trailers & gliders
- W - water for gliders
- Airport border



P1

CAMP

W

T#
FUEL

A

O

TWR

S

R

B

Aerospool

Aerospool

Aerospool

WC





Safety briefing

Launching

Mass Take-off (quiet)

The take-off procedure will be determined during the task briefing.

The meteorological conditions may require the competition director to update the take-off procedure before the mass take-off.





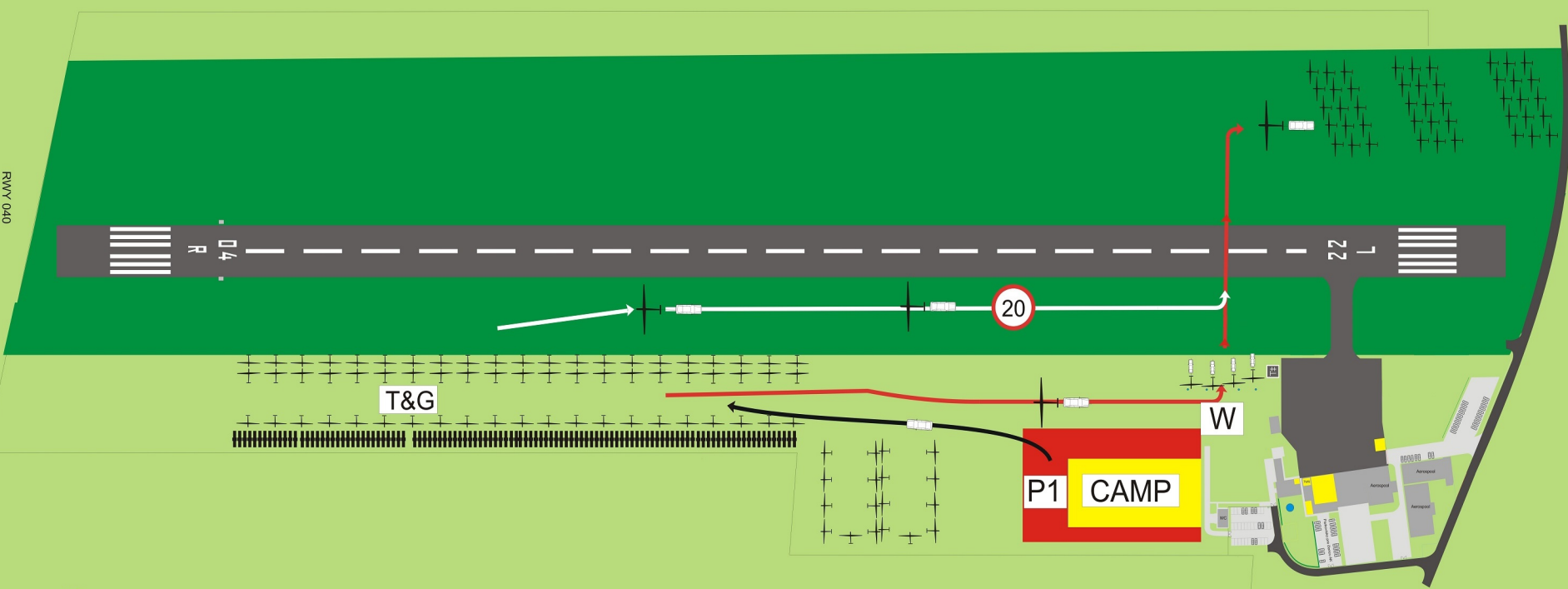
Safety Briefing

Glider transport to the grid

RWY 22

Glider transport to the grid RWY 220

Picture 3a.





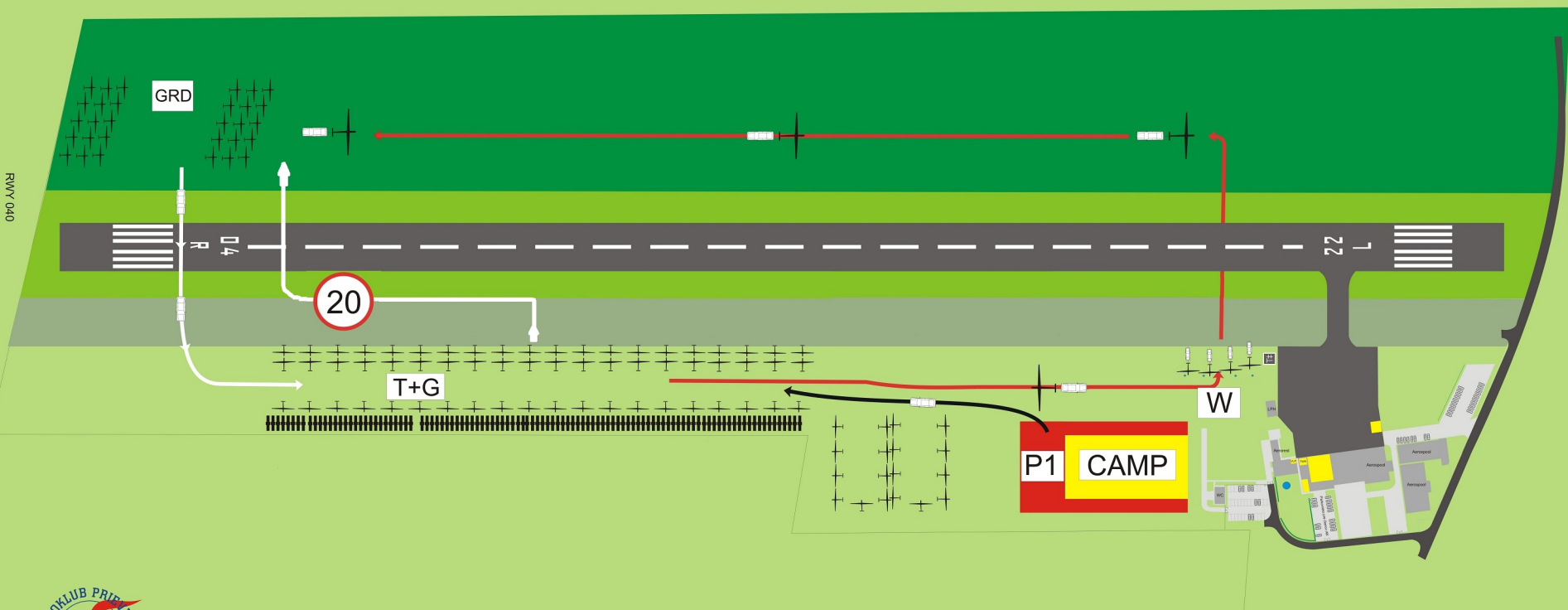
Safety Briefing

Glider transport to the grid

RWY 04

Glider transport to the grid RWY 040

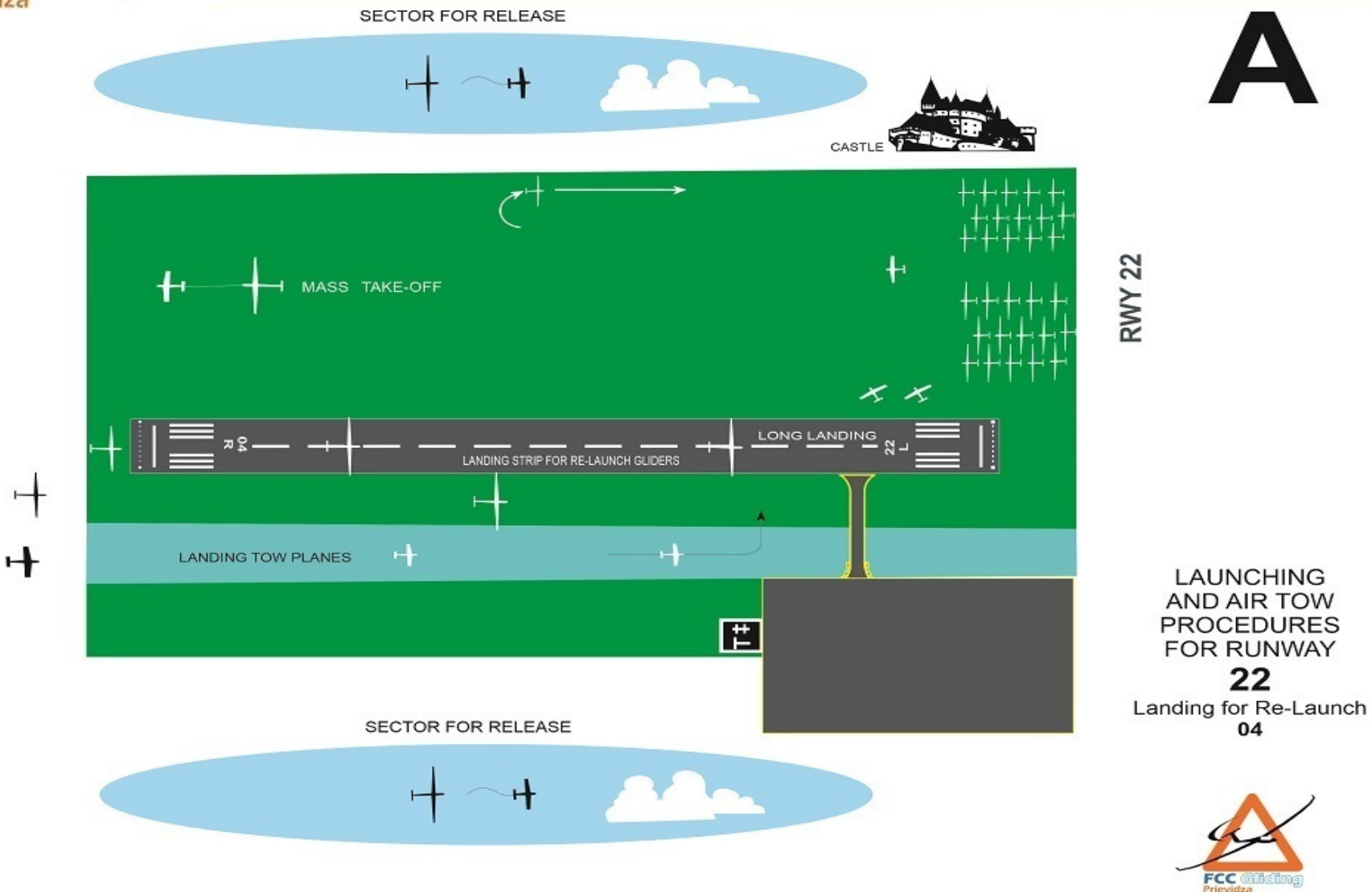
Picture 3b.



Safety briefing

A. Take-off from the runway 22 Alternative A – Southern wind up to 10kt

A

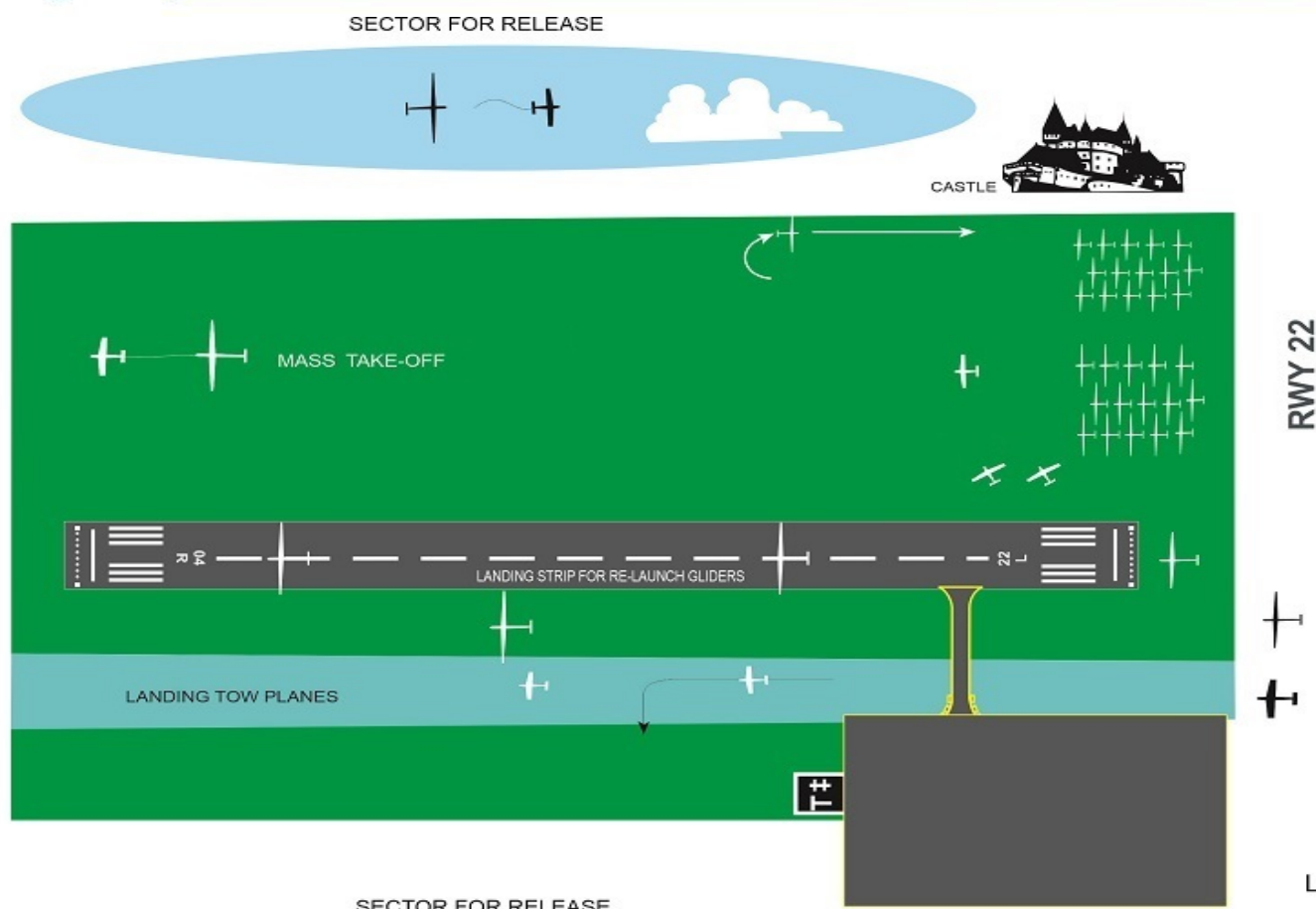


Safety briefing


B. Take-off from the runway 22

Alternative B - Southern wind more than 10kt

B



LAUNCHING
AND AIR TOW
PROCEDURES
FOR RUNWAY
22
Landing for Re-Launch
22

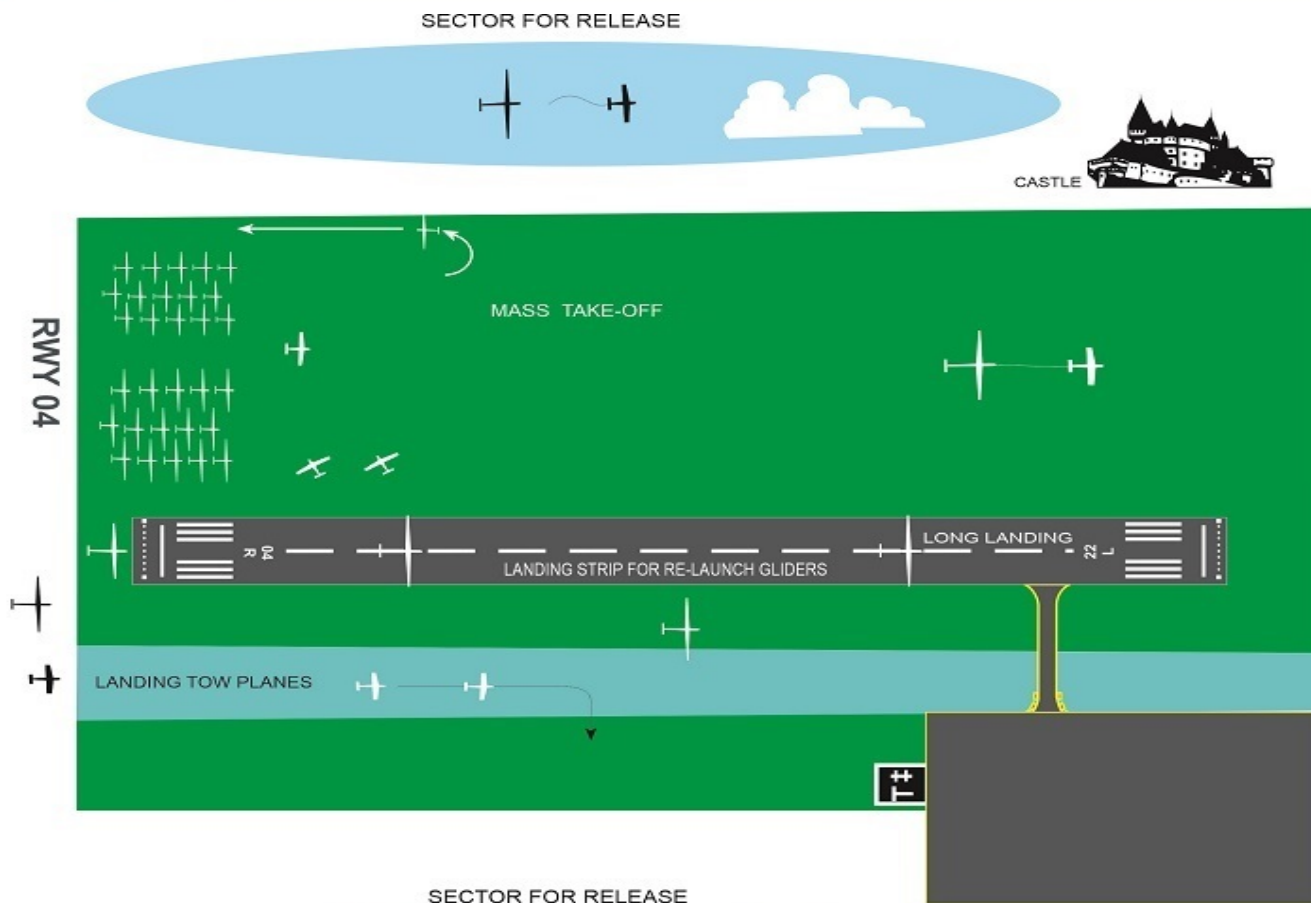


Safety briefing

C. Take-off from the runway 04

Alternative C - Northern wind more than 8 knt

C



LAUNCHING
AND AIR TOW
PROCEDURES
FOR RUNWAY
22
Landing for Re-Launch
22



Safety briefing

Release areas

The gliders are releasing in the areas **“Bojnice”** or **“Cigel”** in maximum high 600m QFE

The release areas for the given day will be specified during the briefing or will be updated before the start.

Last time for glider releasing is signal from tow planes pilot by rocking wings.





Safety briefing Release areas

*All gliders must circle **LEFT** within the area of **5km** from airport's base point.*

Any breach of the rules and danger flying will be penalized





Safety briefing

Finishing procedures

- *Announcing of the arrivals will be done on the airport frequency **123,055 MHz**. For announcing the arrivals the following phrases shall be used at the place specified at briefing:*
- ***Prievidza TRAFFIC (Competition number), (distance to the finish line in km)** - As soon as possible at 10km final and 2km or last control point of the task used for aligning the gliders in the same direction for the final.*
- *The procedures for joining the circuit of the runway in use for finishers will be specified at the briefing.*





Safety briefing

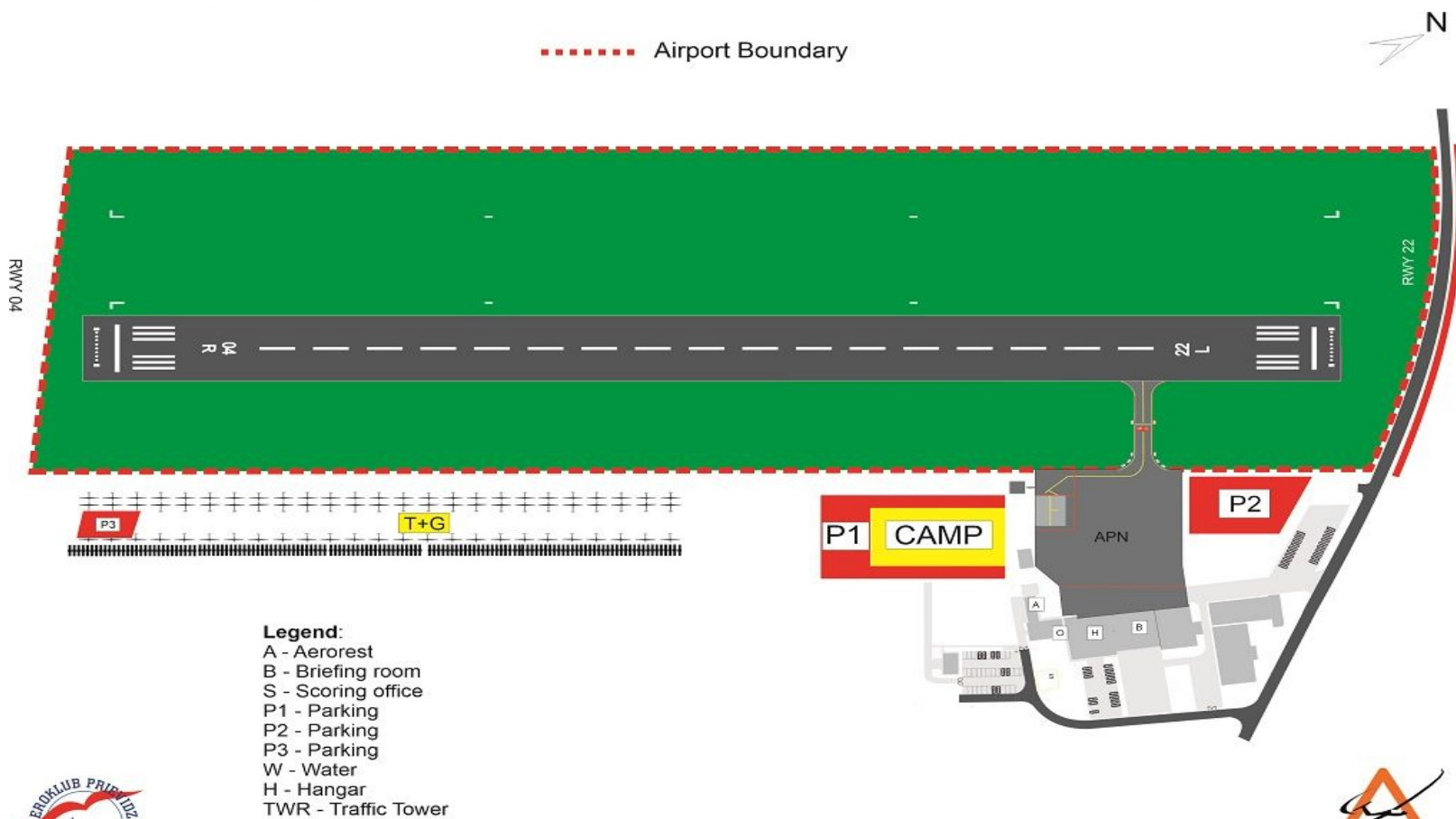
Landing procedures

*The landing frequency is the same as the finish frequency - **123,055 MHz** (call sign **PRIEVIDZA TRAFFIC**). Gliders landing straight in, shall during landing, proceed according to the instruction received from finish officials on the airport frequency. The aim is that the first finishing gliders shall normally continue as long as possible landing to allow other gliders to land safely behind and to use as much runway as possible.*

*Any **sudden change** in direction of flight or rolling during the landing procedure is **strictly prohibited**. Violations will be penalized. Landing instructions for gliders landing from the runway circuit will be specified at the briefing.*



Safety briefing Landing procedures





Safety briefing Arrivals

Except during emergency situation, the arriving gliders always land within the last third (from the landing direction) of the runway in use. The gliders landing first should roll out as far on the runway as possible. After touchdown, the landing glider is forbidden to change its direction away from its landing course.

All vehicles which will be used to transport the gliders from the runway must be at the time of the expected arrival parked in the areas "P1" or P2.

After landing, the gliders are transported to the area "T&G" as shown by the red arrow.





Safety briefing

RWY04 Arrivals APP from S

*The gliders landing after a straight-in approach for the runway 04 should land according to the above mentioned procedure – in the **last third of the runway** as much to the **RIGHT** as possible (from the landing direction).*

*The gliders which are not landing after straight-in approach should enter the **LEFT-HAND** traffic pattern for the runway 04 and continue landing to the **LEFT** as possible.*



Finish ring:

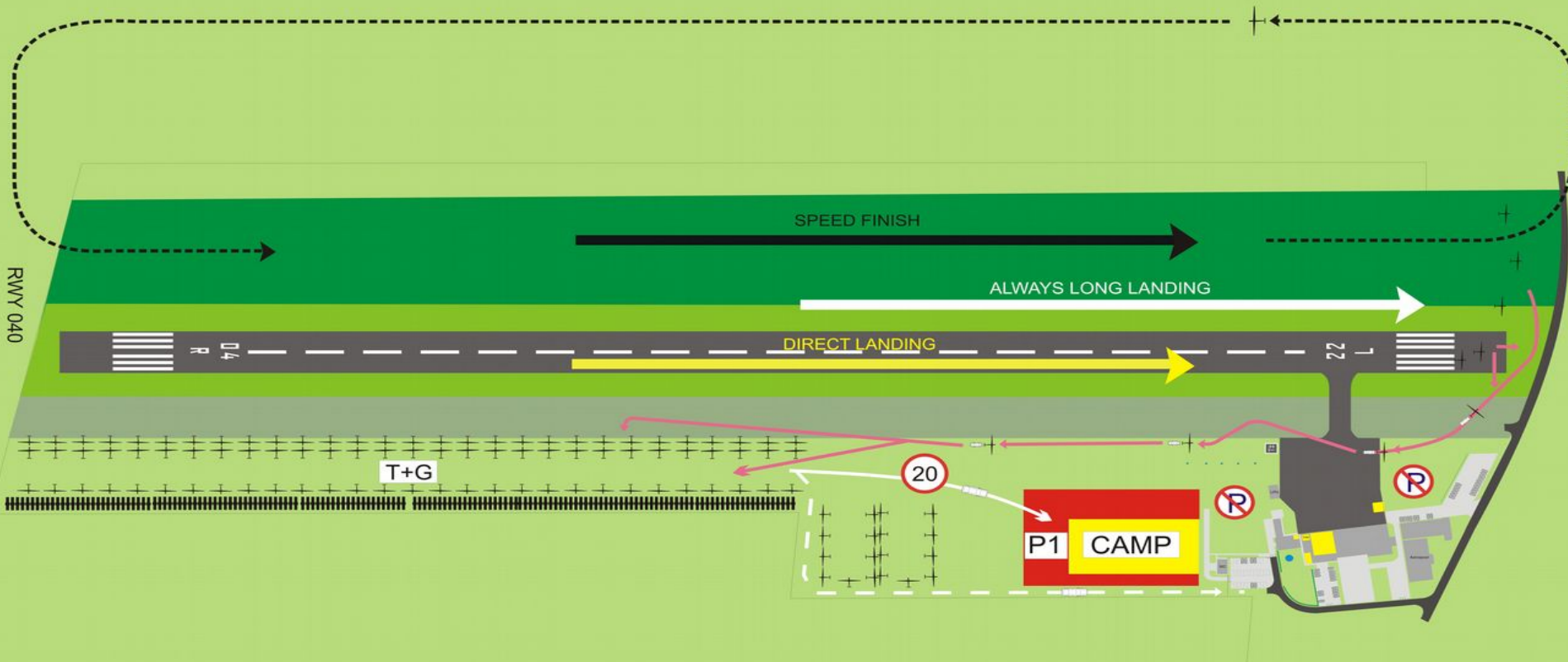
- ***Minimum altitude and position of the finish ring will be specified at the briefing before each competition day***

Safety briefing

RWY04 Arrivals APP from S

Arrivals 040 - approach from the south

Picture 4a.





Safety briefing RWY22 Arrivals APP from N

The gliders landing after a straight-in approach for the runway 22 should land according to the above mentioned procedure – in the **last third of the runway** as much to the **LEFT** as possible (from the landing direction).

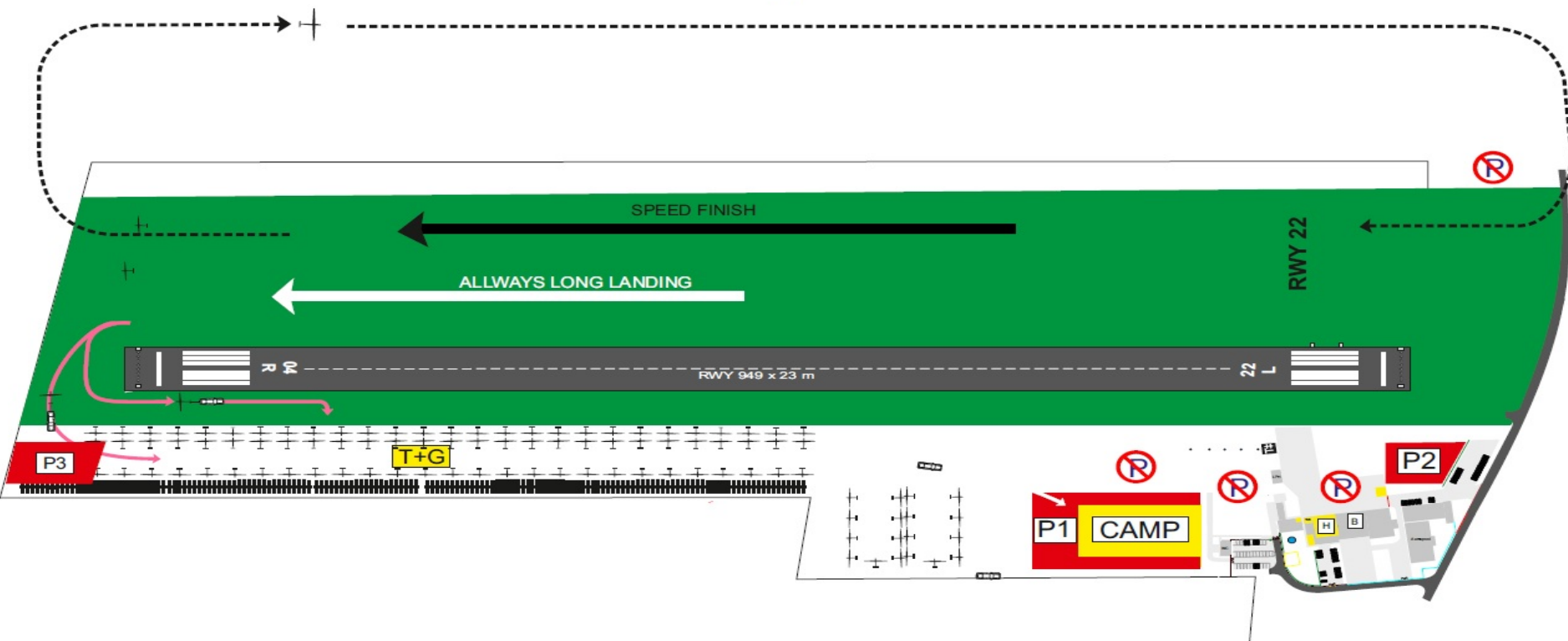
The gliders which are not landing after straight-in approach should enter the **RIGHT-HAND** traffic pattern for the runway 22 and land to the **RIGHT** as possible.



Safety briefing

RWY22 Arrivals APP from N

Arrivals 220 - Approach from the North





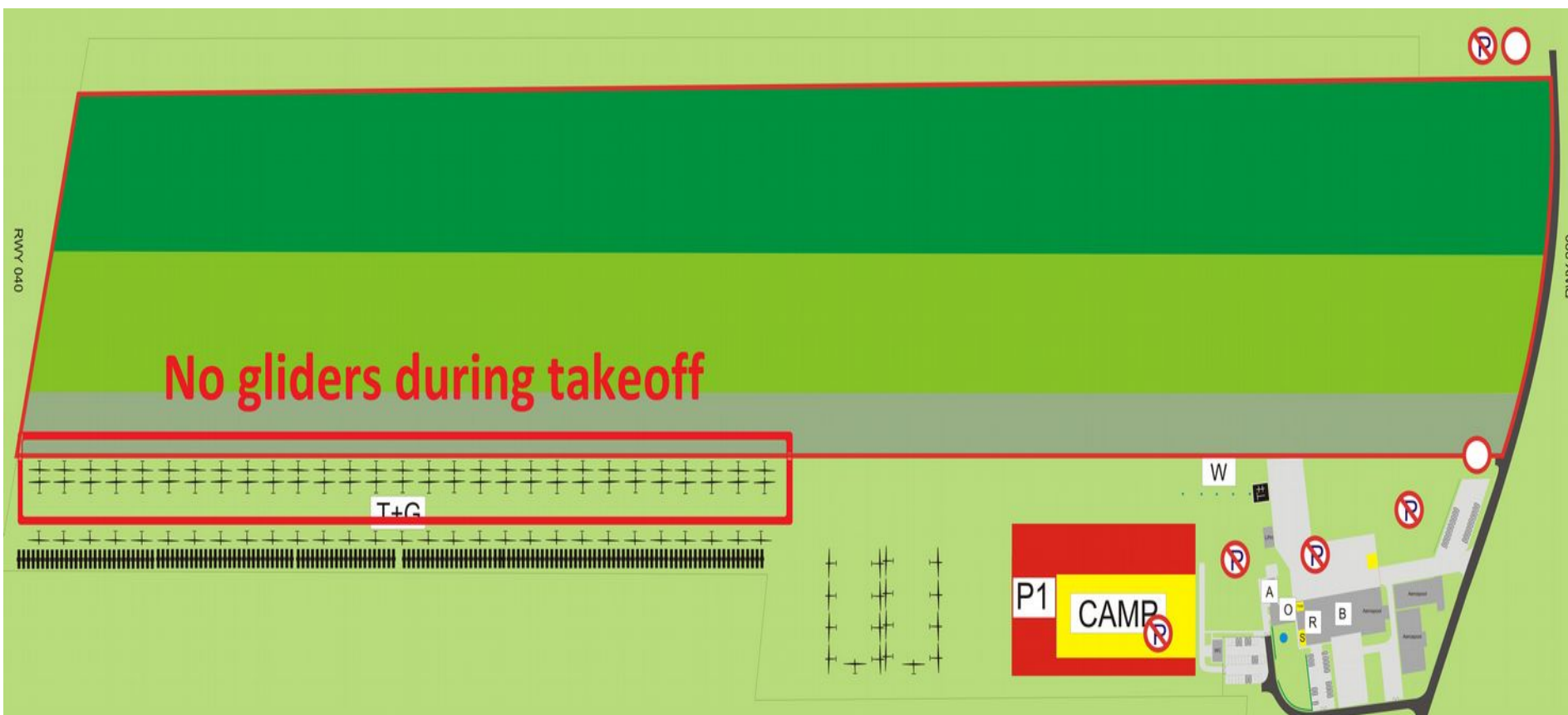
Safety briefing Obstacles

- 1) **High voltage line west of airport !!!**
- 2) **2 roads and *new houses* in front of RWY22 !!! (Skaters on the road)**
- 3) **Approach from North - town Prievidza !!!**
- 4) **New lampposts near apron.**



Safety briefing Obstacles

No gliders during takeoff





Notes

- 1) Please park your trailers max 2m from the fence.***
- 2) The gap between trailers/gliders and second row at least 30m.***
- 3) Please keep your cars in the parking zones.***
- 4) Trailers in parking for trailers only, no cars in the camp.***
- 5) Be very carefull for your private things!***





Gridding

Gridding starts at 8:15 (not before :))





*Thank you for your
attention*

*Safe
competition!*

